

KIRINYAGA COUNTY

OPINION POLL RELEASE

Jan 30th, 2024



KIRINYAGA COUNTY METER

Kirinyaga county number 20 is home to at least 610,411 according to the Kenya Population and Housing Census 2019 by the Kenya National Bureau of Statistics (KNBS). Elevated 1,158 meters above sea level its hosts Kenya's highest point with the largest volcanic mountain Mt. Kenya which lies on the northern side at 5,199 meters above sea level greatly influencing the landscape of the county as well as other topographical features. .

The County borders Nyeri County, Murang'a County and Embu County stretching over an area of 1,478.1 km . The county has a tropical climate and an equatorial rainfall pattern a condition influenced by its position along the equator as well as being on the windward side of Mt Kenya.

Crops and livestock production account for a significant share of the economic activity of Kirinyaga County. Key agricultural value chain commodities in the County include maize, beans, bananas, kales, sweet potatoes, potatoes, rice, cassava, coffee, macadamia, tea, avocado, mangoes, cattle, goats, sheep the County has promoted poultry production and bee keeping (apiculture).

Kirinyaga also gains some economic lift from being a tourism destination site with a forest cover of at least 22% for nature lovers apart from its scenic sites as well as the MT Kenya forest reserve.

The county has four constituencies namely Mwea, Ndia, Kirinyaga Central and Gichugu. Kirinyaga County has twenty (20) wards. According to the Independent Electoral and Boundaries Commission (IEBC) Kirinyaga had a total of 376,001 registered voters in 2022.

METHODOLOGY

The Opinion poll was conducted throughout 20 Wards in Kirinyaga County.

POPULATION

Kenyan adults aged 18+, who are registered voters

SAMPLE SIZE

n=1,065

SAMPLING METHODOLOGY

Random, Multi-stage stratified sampling using PPS (proportionate to population size)

ALL 5 CONSTITUENCIES COVERED

Proportionate to voter population

DATA COLLECTION METHODOLOGY

Computer Assisted Telephone Interviews (CATI)

MARGIN OF ERROR

+/- 3% at 95% confidence level

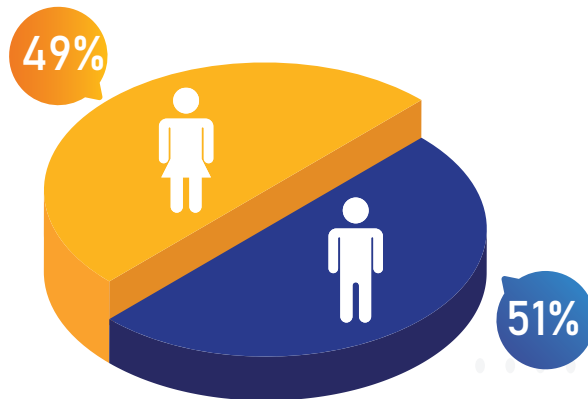
DATA ANALYSIS

Total level, key demographics (setting, gender and age)
Constituency and more robust analysis weights applied: Registered voters per constituency, Gender, Age and setting

DATE OF FIELDWORK: 8th - 12th January, 2024

DEMOGRAPHICS

GENDER



AGE



FINANCE: SELF-FUNDED

- The data outlined in this document is collected at ward level and aggregates done on the parameters used.
- The data presented herein represents pure opinions from people of Kirinyaga County in regards to the survey questions asked.

GOVERNORS PERFORMANCE RATING

How would you rate the performance of your current Governor on a scale of 1-10 since she took office?

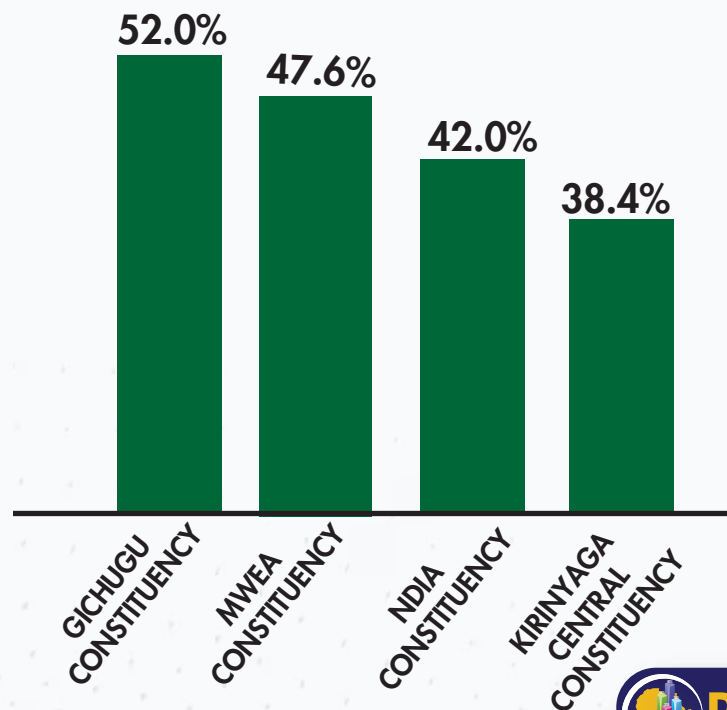


H.E. GOV. ANNE WAIGURU

CONSTITUENCY BASED AGGREGATE

RATING

45.0%

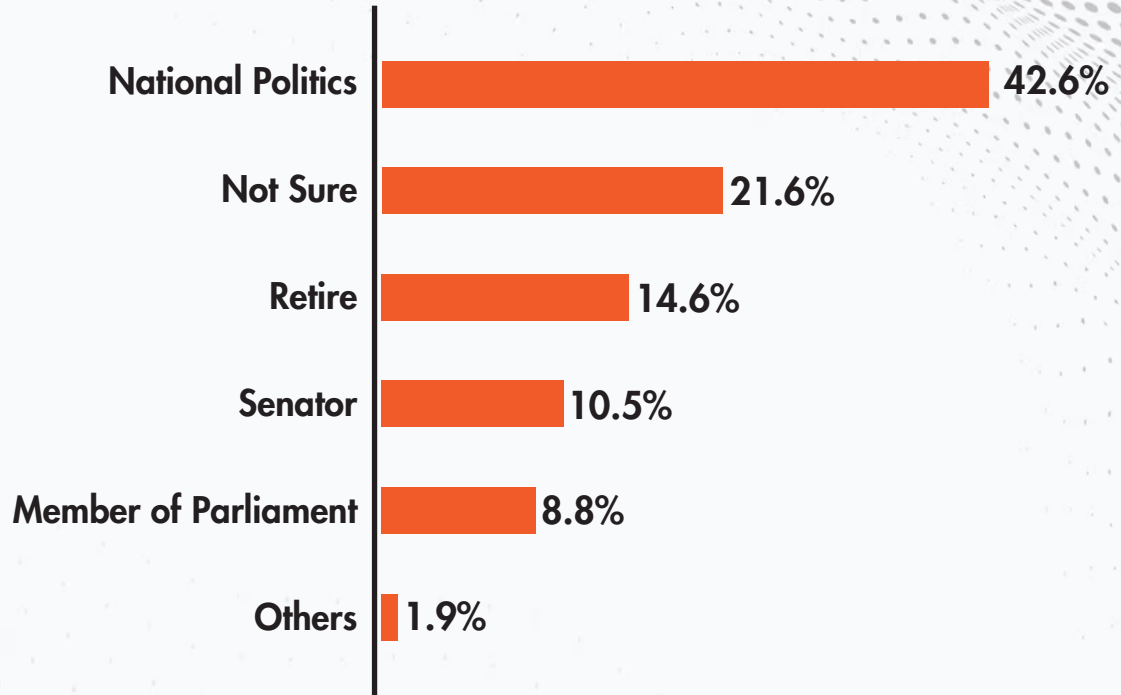


GOVERNOR'S POLITICAL POSITION

Which other political position would you suggest, H.E. Gov. Anne Waiguru to take over after 2027?



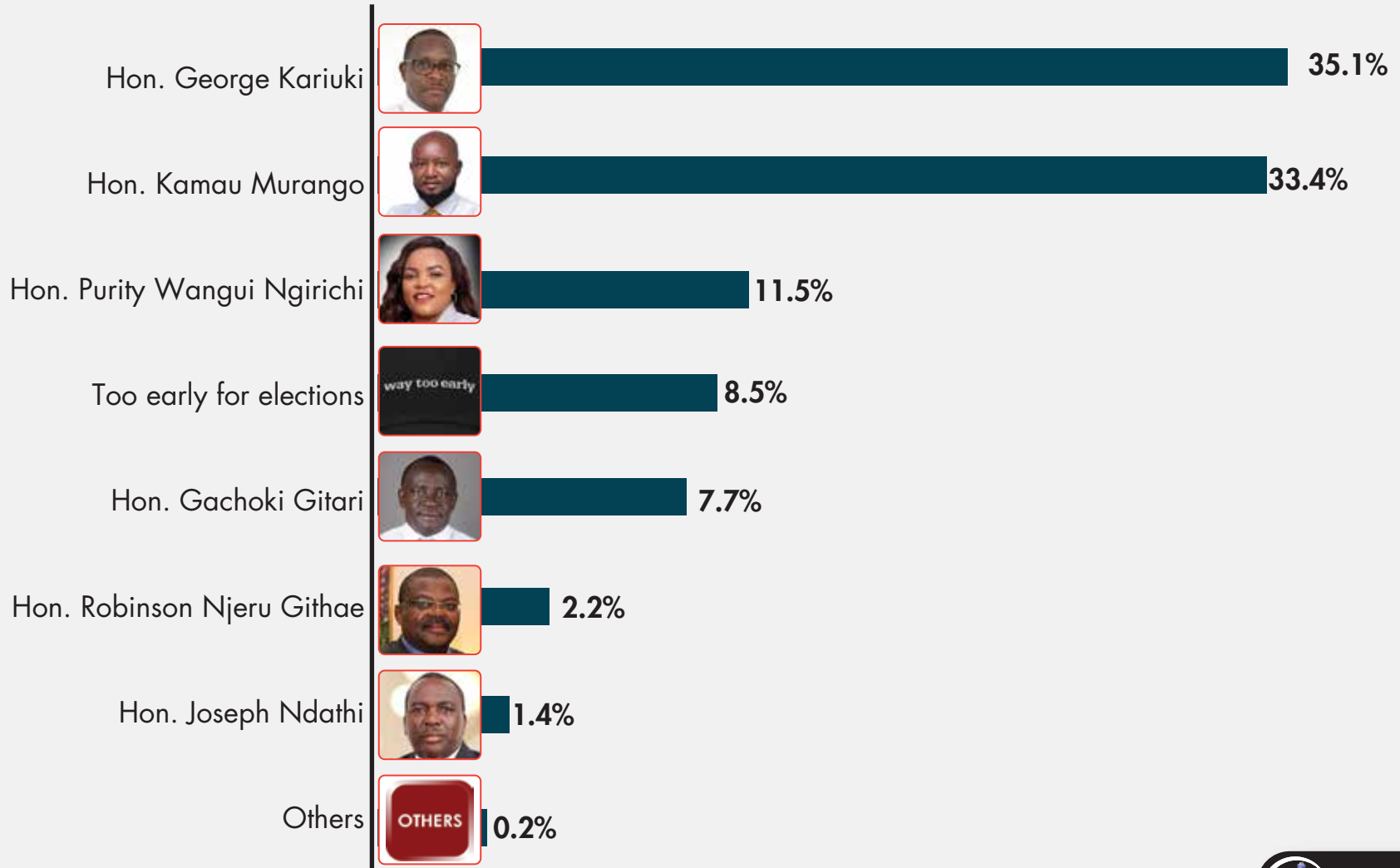
H.E. GOV. ANNE WAIGURU



OTHER PREFERRED LEADERS FOR GUBERNATORIAL POSITION

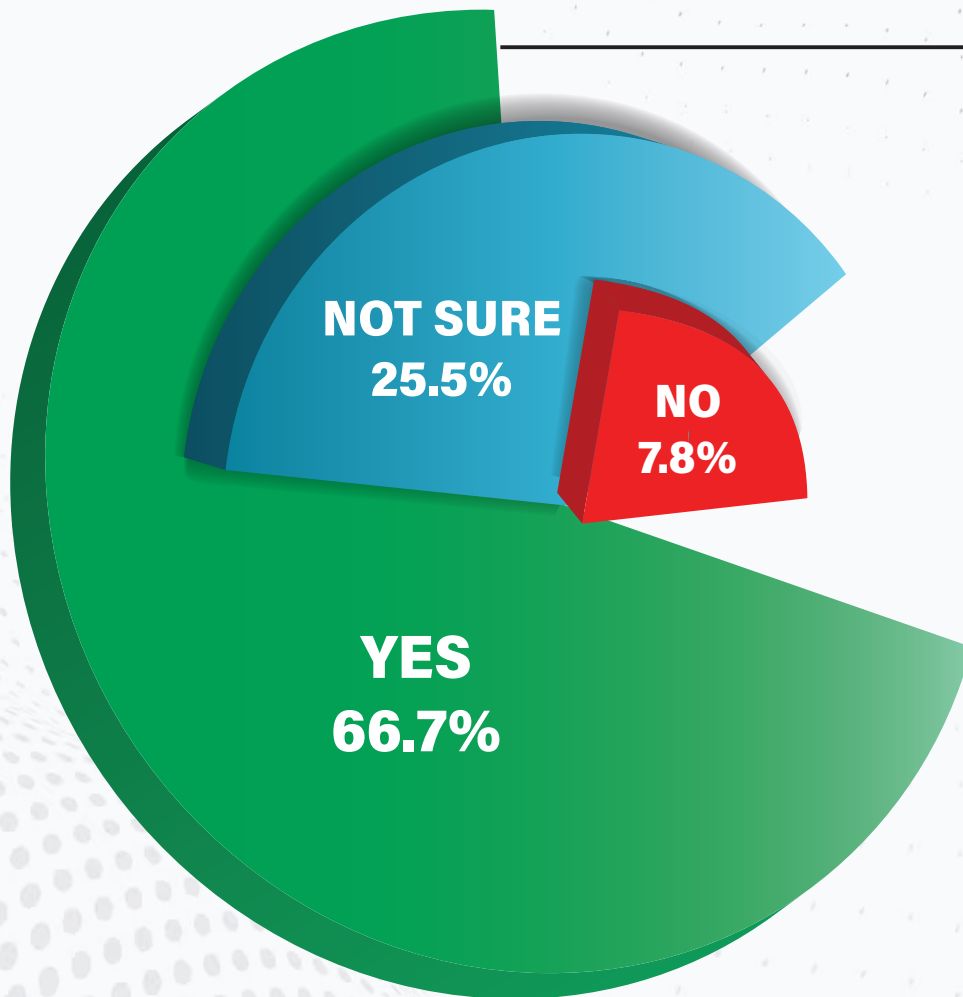
Popularity Rating

Who is your most preferred leader to succeed the outgoing governor H.E. Gov. Anne Waiguru come 2027?



SENATOR POPULARITY RATING

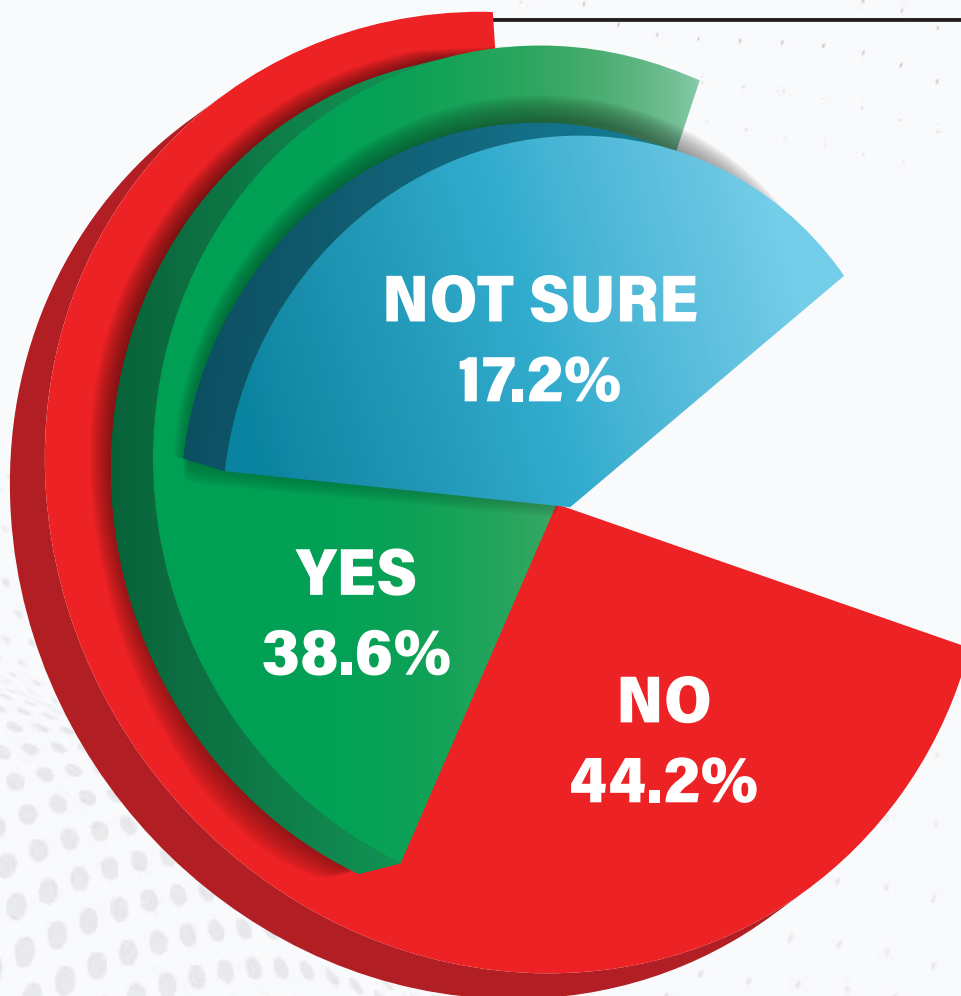
While focusing on the performance of your current Senator, and if given a chance, would you consider voting him back?



SEN. MURANGO JAMES KAMAU

WOMEN REP. POPULARITY RATING

While focusing on the performance of your current Women Rep., and if given a chance, would you consider voting her back?



HON. MAINA JANE NJERI

COUNTY LEADERSHIP PERFORMANCE RANKING

How would you rate the performance of your current leader on a scale of 1-10 since he/she took office?

Sen. Murango James Kamau
(Senator)



64.8%

H.E. Gov. Anne Waiguru
Governor



45.0%

Hon. Muteti Murimi
Speaker



43.1%

Hon. Maina Jane Njeri
Women Representative



37.6%

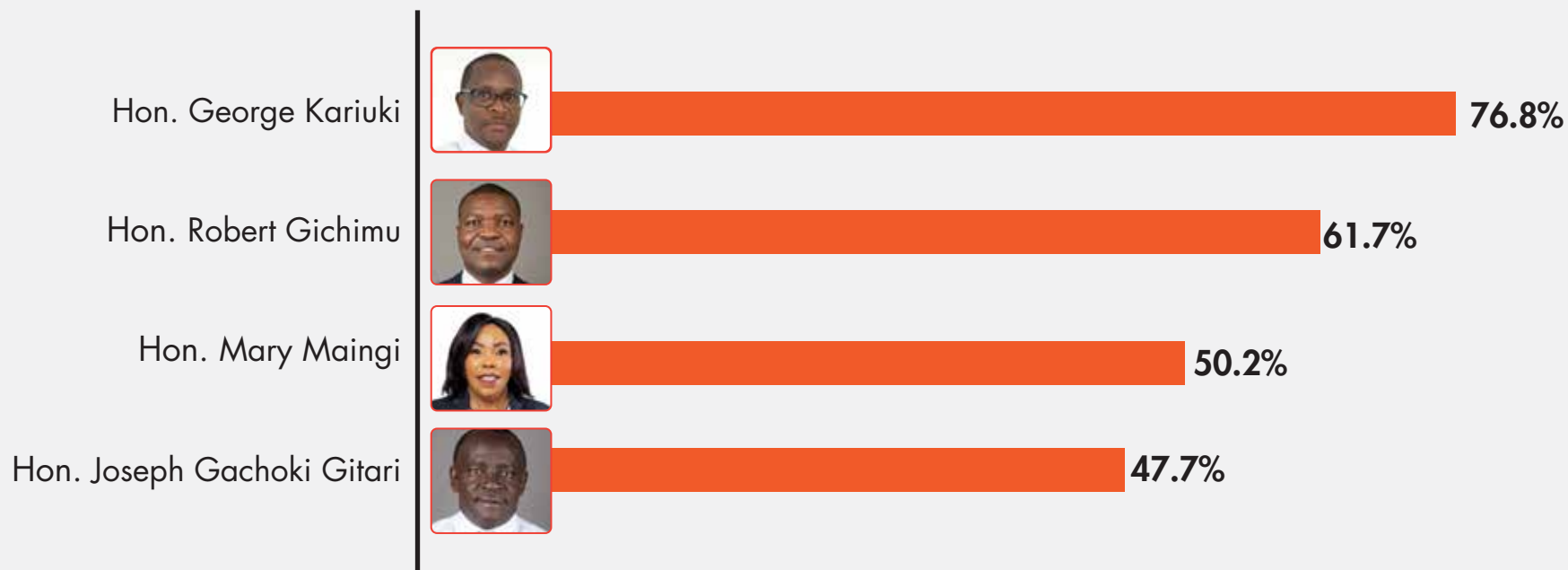
Hon. David Githanda
Deputy Governor



30.3%

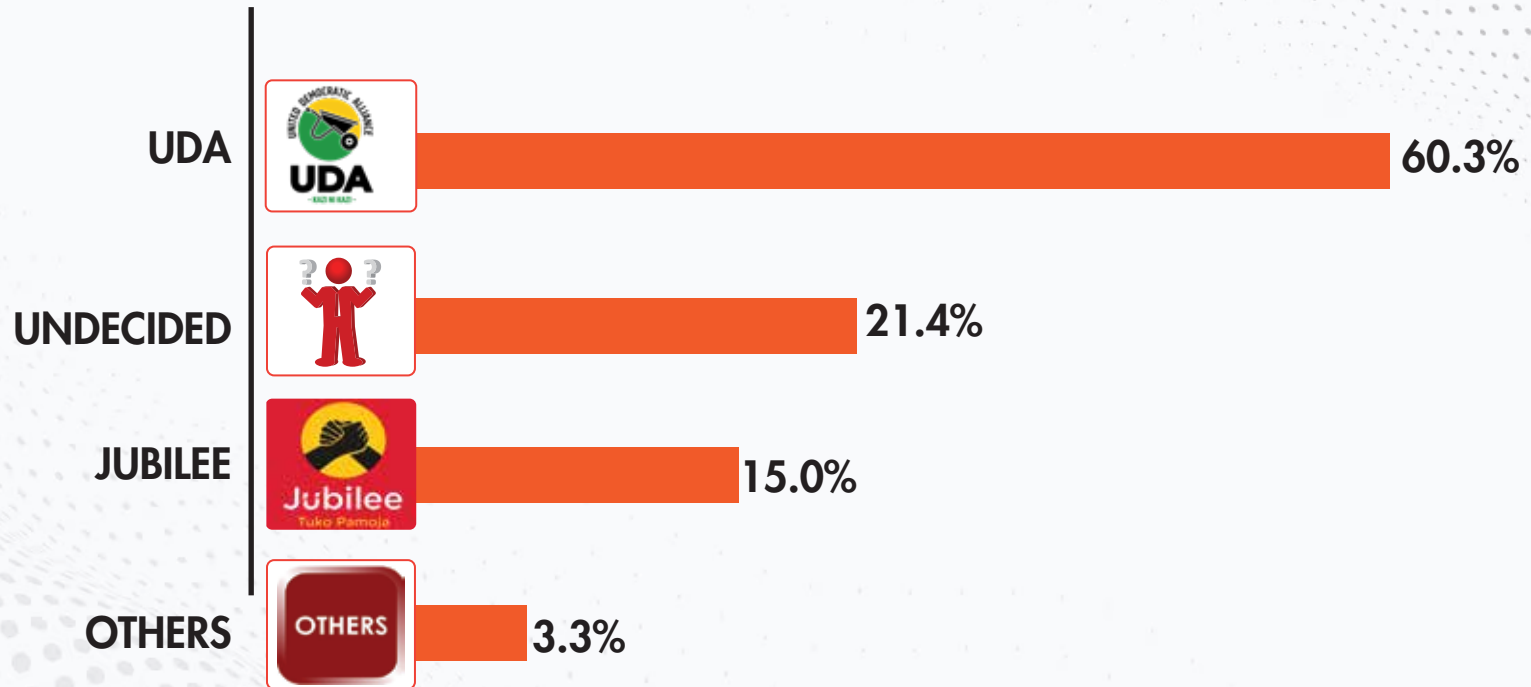
M.P.S PERFORMANCE RANKING

How would you rate the performance of your current Member of Parliament on a scale of 1-10 since he/she took office?



PARTY POPULARITY KIRINYAGA COUNTY

Which is your most preferred political party?



Politrack Africa Ltd. is an independent, non-profit and non-partisan opinion research think-tank which conducts opinion polls, surveys, social research and evaluation studies at the intersection of democracy, governance, economic conditions and public life; in order to support better public policy, practice and advocacy in Africa.

OUR VISION

To be a leading research and survey company, recognized for our exceptional quality and insightful analysis, enabling our clients to make informed decisions that drive growth and success.

OUR MISSION

To provide accurate, comprehensive, and timely research and survey services to our clients. We strive to deliver actionable insights that inform and empower our clients to make data-driven decisions that improve their businesses and the communities they serve. We are committed to upholding the highest standards of integrity, professionalism, and ethical conduct in all of our work.



Politrack Africa



@PolitrackAfrica



+254 728 80 22 22

KIRINYAGA COUNTY

OPINION POLL RELEASE

Jan 29th, 2024

